


# Sheherezade Cadenzas Shifted

Cadenza #1 Practice w/metronome and add rhythmic variations. Work to minimize any emphasis on the G's.




The lower "phrasing slurs" indicate the proper note groupings. The goal is a very fluid interpretation that is not "beaty" and does not overemphasize the G's.



Accel...

Cadenza #2 Practice w/metronome and add rhythmic variations. Work to minimize any emphasis on the G's.




The lower "phrasing slurs" indicate the proper note groupings. The goal is a very fluid interpretation that is not "beaty" and does not overemphasize the G's.




Accel...

Cadenza #3 Practice w/metronome and add rhythmic variations. Use full finger E.



The lower "phrasing slurs" indicate the proper note groupings. Think of the tenutos as "anchor points". Mentally grab hold of them. Dont' rush past them. The goal is a very fluid interpretation that seems improvised..



Accel...

### Rhythmic Variations

